

# Measure X: Making the Case For The Early Years

CAMILLA RAND, FIRST 5 CONTRA COSTA

JOHN JONES, COCOKIDS

CHRISTINA REICH, EHSD COMMUNITY SERVICES BUREAU

DR. FRANCINE JOLTON, CCHSD

MICAELA MOTA, PARENT AND RESIDENT, PARENT VOICES

REPORT TO MEASURE X COMMUNITY ADVISORY BOARD | MAY 26, 2021



# Partnerships and Intersections

Today's presenters represent the **partnerships** needed to strengthen the early learning system for young children:





*When we support children and their families during a child's first five years of life, we make the most of the incredible **human potential** in all of us.*



In these **first five years**, children are developing the foundations by which they will learn, behave, and grow.



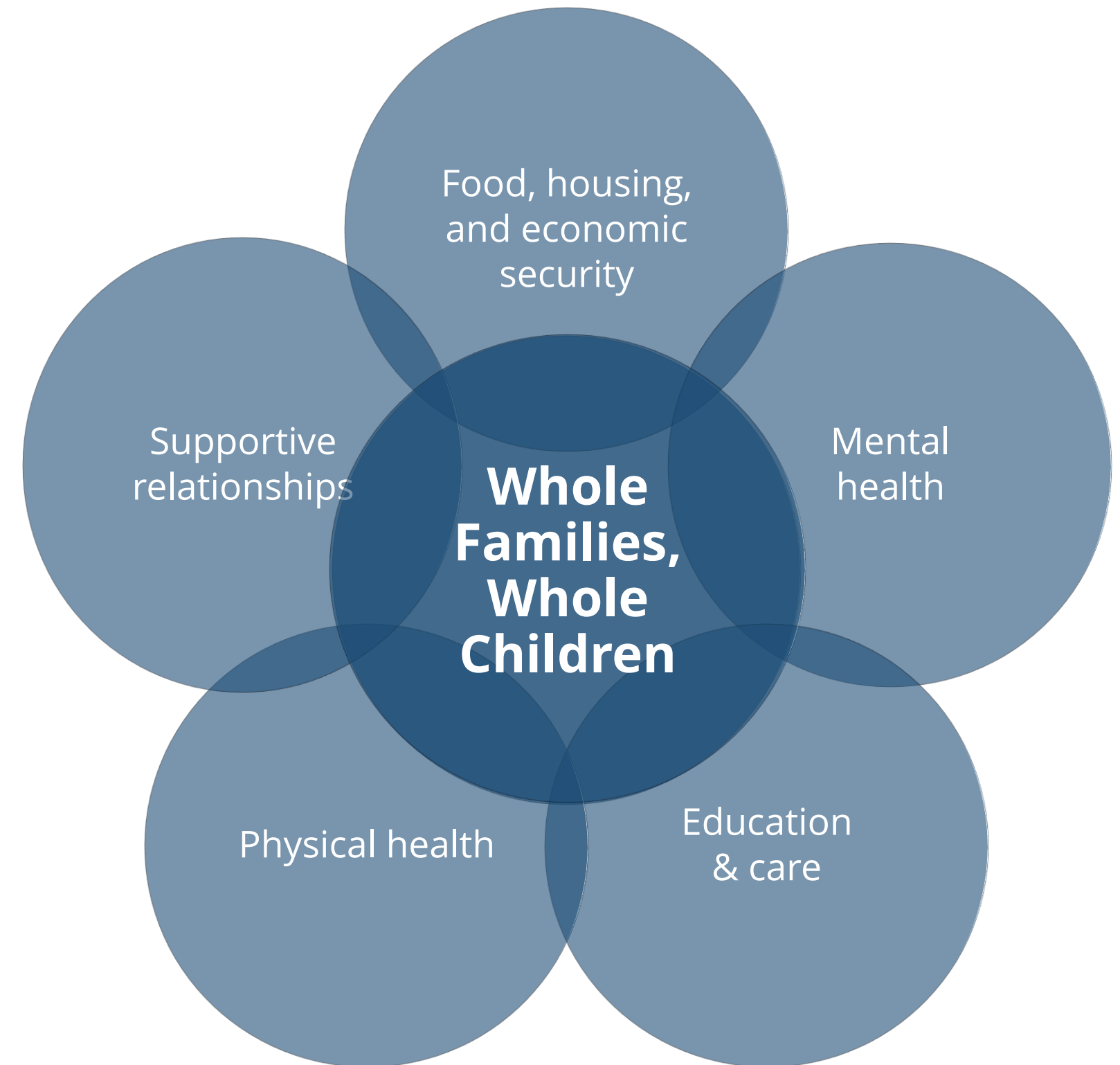
**13% Return on Investment** by improving life outcomes related to health, education, employment, and social behaviors.



There are **80,000 children** under the age 6 in Contra Costa, roughly 7% of the population. Not every child and family has access to the same level of resources that help realize this potential.

# A Holistic, Systems Approach to Support Young Children

*Effective early childhood systems must align a **broad array of services** with a lens **grounded in equity** and addressing the **root causes of disparities**.*



# The 0-5 Landscape in Contra Costa County

## Demographics of Children in Contra Costa

White	34.9%
Hispanic/Latino	34.2%
Asian American	14.4%
African American/Black	9.0%
Multiracial	6.7%
Native Hawaiian/Pacific Islander	0.5%
American Indian/Alaskan Native	0.3%

## Too Many Contra Costa Children Live in Poverty

16.2%

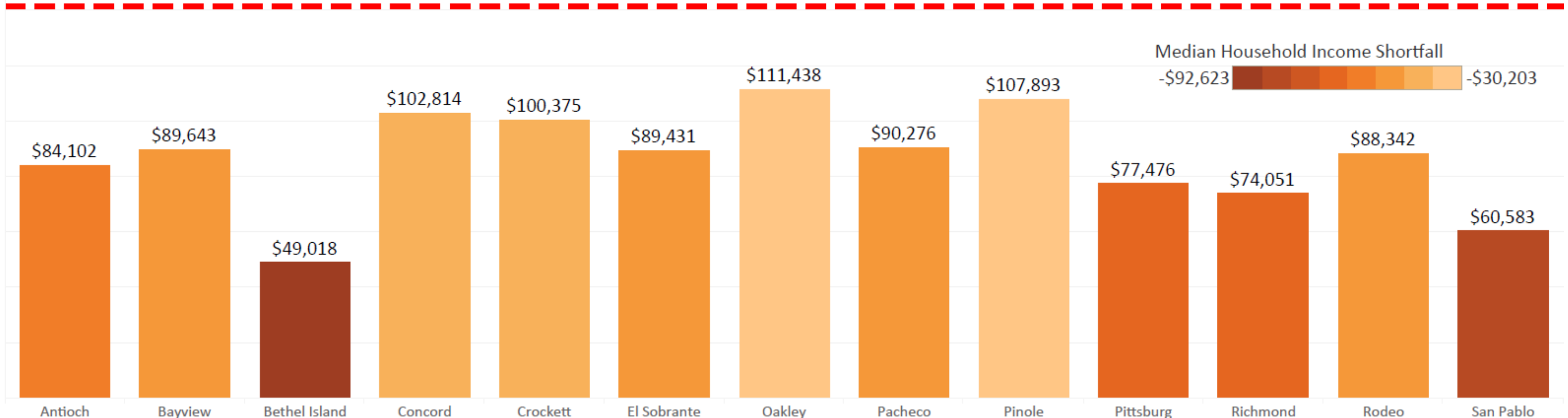
Percentage of Contra Costa families with children under 6 that live in deep poverty (annual income less than \$12,550 for a family of four).

25-49%

Percentage of families with children under 6 that live in deep poverty in 22 Contra Costa County Census Tracts.

## A Significant Portion of Contra Costa Families Struggle to Make Ends Meet

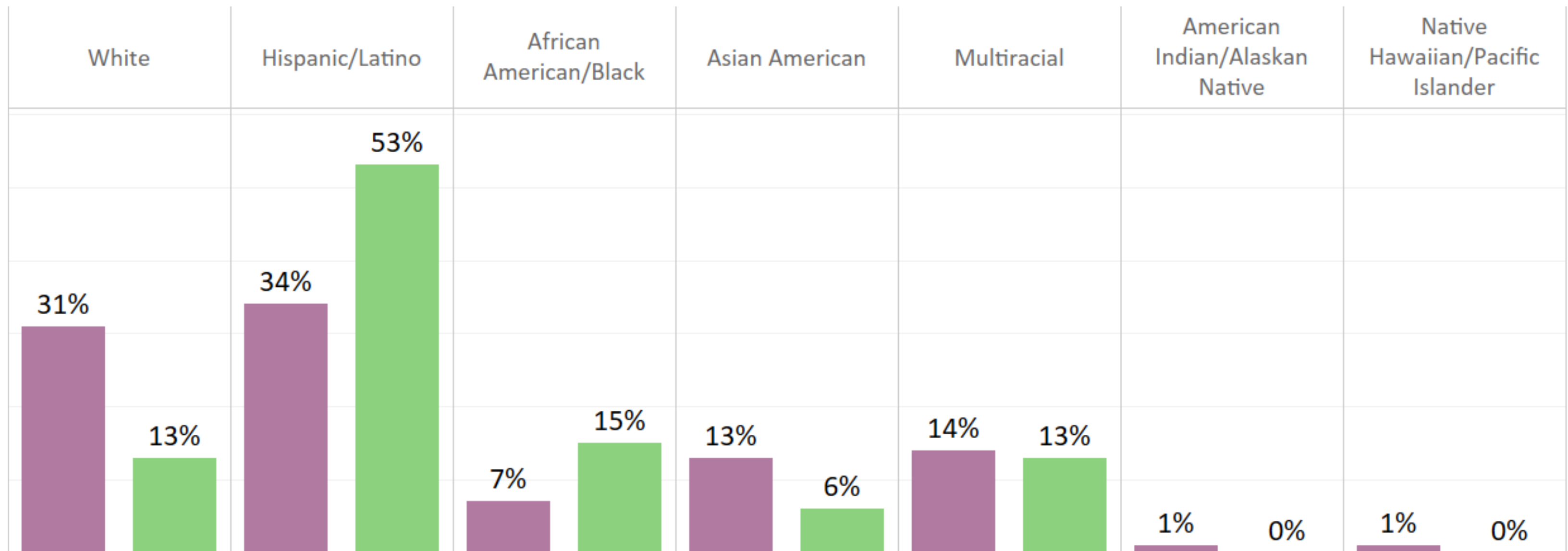
\$141,641: Household annual income needed to cover basic needs for a family of four with an infant and toddler



Source for median household incomes in Contra Costa Cities and Census Designated Places (CDP) is US Census 2019 ACS 5-Year Estimates.

# The 0-5 Landscape in Contra Costa County

A Disproportionately High Percentage of Young Children of Color Are Living In Poverty in Contra Costa



Source: American Community Survey 5-year estimates (2009-2013) Tables B17001B through I; Ethnicity and Poverty for County, Number of Individual Children Under 6 and Number in Poverty

- % of Contra Costa Children <6, by Ethnicity
- % of Contra Costa Children <6 in Poverty

# The 0-5 Landscape in Contra Costa County



## School Readiness

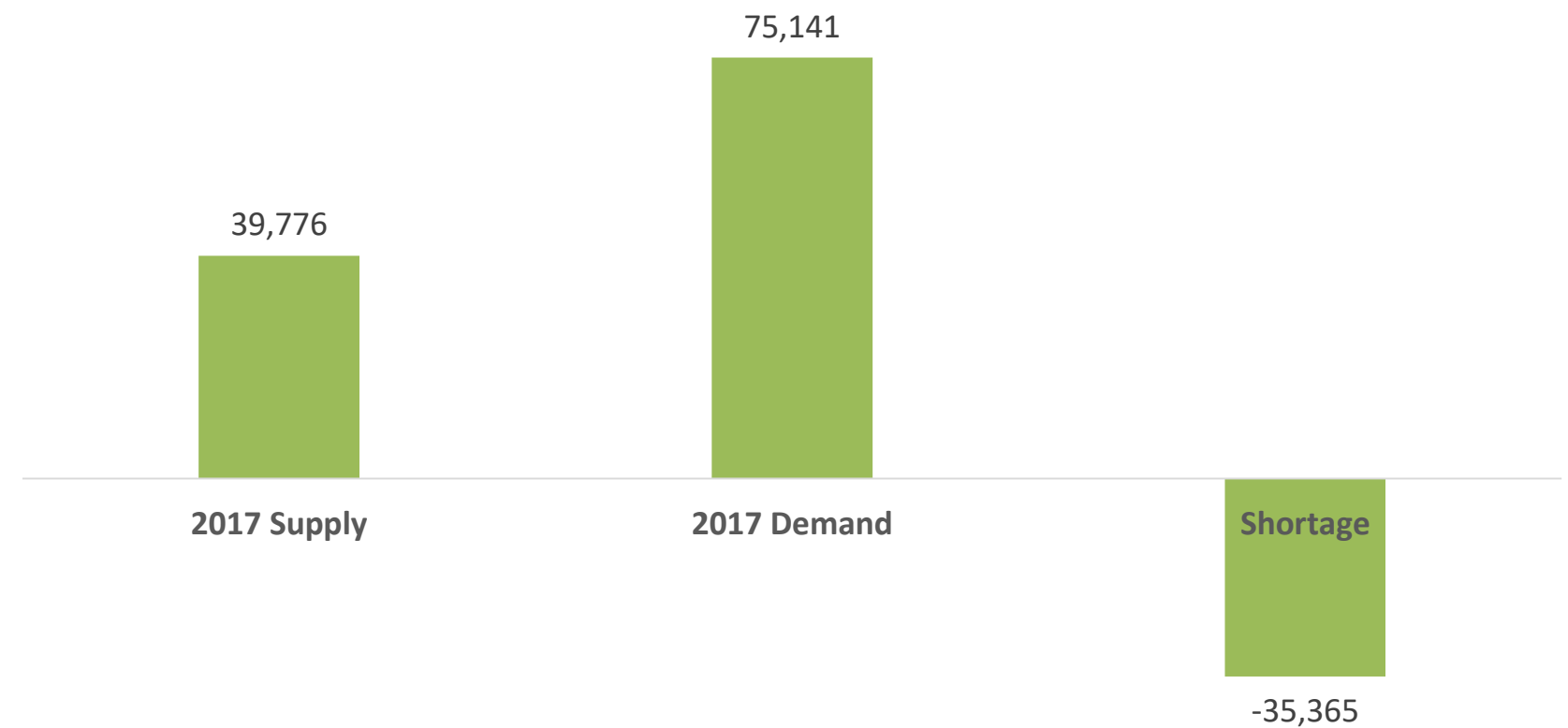


Only **44%** of Contra Costa children are fully ready for kindergarten.



Barely half (**56%**) of 3-and-4-year olds in Contra Costa children are enrolled in preschool

## Child Care Slots: Supply & Demand



There are about **40,000** licensed child care spaces available to meet an estimated need of **75,000** children age 0-12, a shortfall of **35,000**.

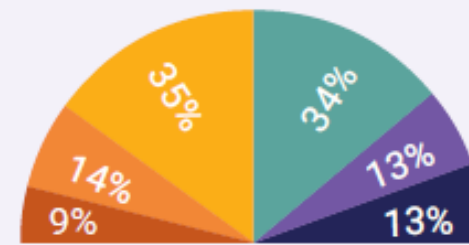
# Gap: Inequities in Contra Costa

Black and brown families have had to support their children **with far less systemic and structural support** than their white counterparts, resulting in **disparities that fall along geographic, income, and racial lines.**

## Demographic Overview<sup>2</sup>

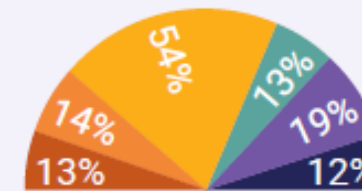


### Contra Costa 260,950 kids



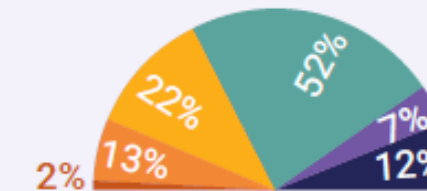
### West

54,938 kids  
Hercules, San Pablo,  
Richmond



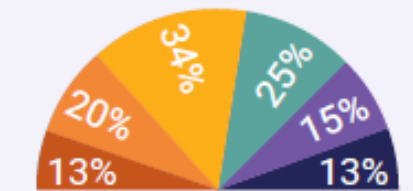
### Central

108,819 kids  
Concord, San Ramon,  
Walnut Creek



### East

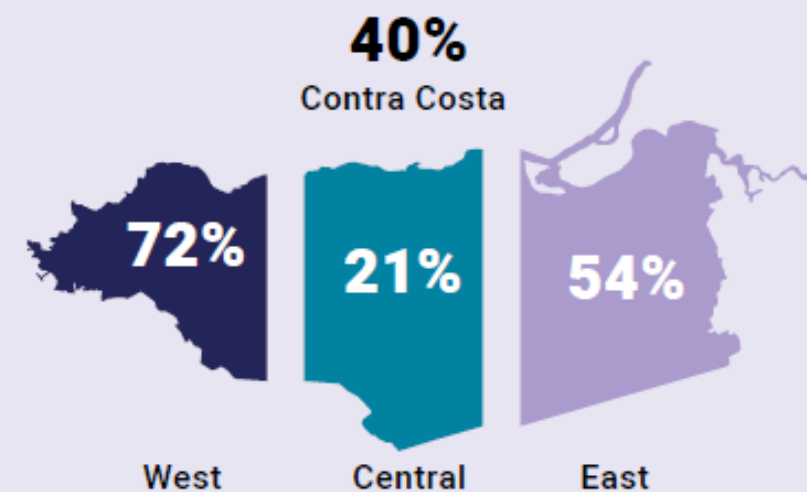
96,431 kids  
Pittsburg, Antioch,  
Brentwood



## Child poverty varies widely across the county.<sup>4</sup>

### Low-income students

Students who are eligible for free & reduced-price meals, with family annual income under \$46,500.<sup>5</sup>



## Without additional supports, poverty can limit kids' opportunities.<sup>6</sup>

Childhood poverty is linked to:





# Gap: Shortage of Child Care Slots

*Pre-pandemic shortage: 12,625 child care slots for children ages 0-5.  
Since the start of the pandemic: a loss of at least 1,126 more slots.  
17,900 children ages 0-5 years who are eligible for subsidized child care  
cannot access it due to low supply.*

## WAITLIST SNAPSHOT:



Age 0-5 Children Waitlisted for  
Childcare in Community  
Services, the largest childcare  
provider in the County



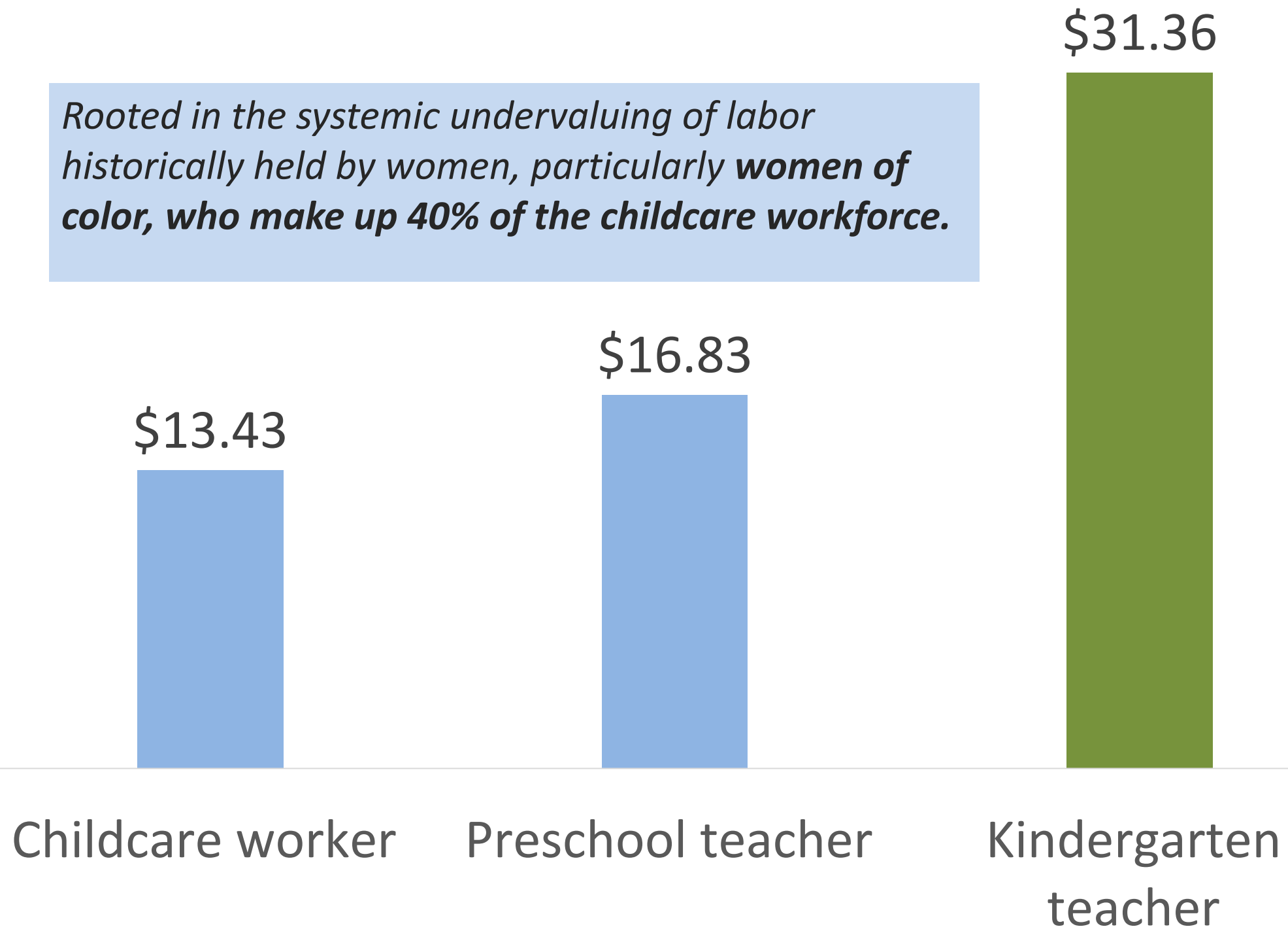
Age 0-5 Children Waitlisted for  
Childcare in CocoKids, the  
resource and referral agency  
for the County



# Gap: Wage Disparity

## Median hourly wage in California

*Rooted in the systemic undervaluing of labor historically held by women, particularly **women of color**, who make up 40% of the childcare workforce.*



# Gap: Affordability

*Many families have reached the subsidized “cliff” preventing them from placing their child in one of the **7,800** subsidized child care spaces in the county.*

**\$84,822**

Household income for a family of 4 to qualify for a State-subsidized preschool or infant/ toddler program in California

**\$26,500**

Household income for a family of 4 to qualify for a federal Head Start or Early Head Start

**\$141,641**

Needed for a family of four to cover their basic needs in Contra Costa County



# A Return on Investment



**\$1 spent on child care generates \$0.68 in additional spending.**

*The spending results in a multiplier effect that increases economic output, jobs, and tax revenue throughout the entire economy.*

*In 2012, **\$300 million** were spent annually on child care in Contra Costa County which generated an additional **\$203 million** in economic activity.*

# Gap: Lack of Supply of Services and Supports

*Families need affordable, stable, safe homes, adequate household resources, healthy neighborhoods, and access to quality opportunities, education, and services*

## 1 out of every 2

Renter households in Contra Costa County who pay **more than 30%** of their income to housing. These households are more likely to be Black or Latinx due to a legacy of discriminatory housing policies and practices.

## 12,100 children

are estimated to be at risk of eviction when state pandemic projections expire in the Bay Area

## 1 in every 5 children

in California live in households with limited or uncertain access to adequate food—and **17% of the children in Contra Costa County** live in food insecure homes.



# Gap: Unmet Need for Child Mental Health and Disability Services



## DEMAND

7,900 to  
10,900  
children

in need of early childhood mental health intervention for mental illnesses meeting medical necessity criteria

## SUPPLY

500  
children

currently supported by present Medi-Cal contracts for mental health programs

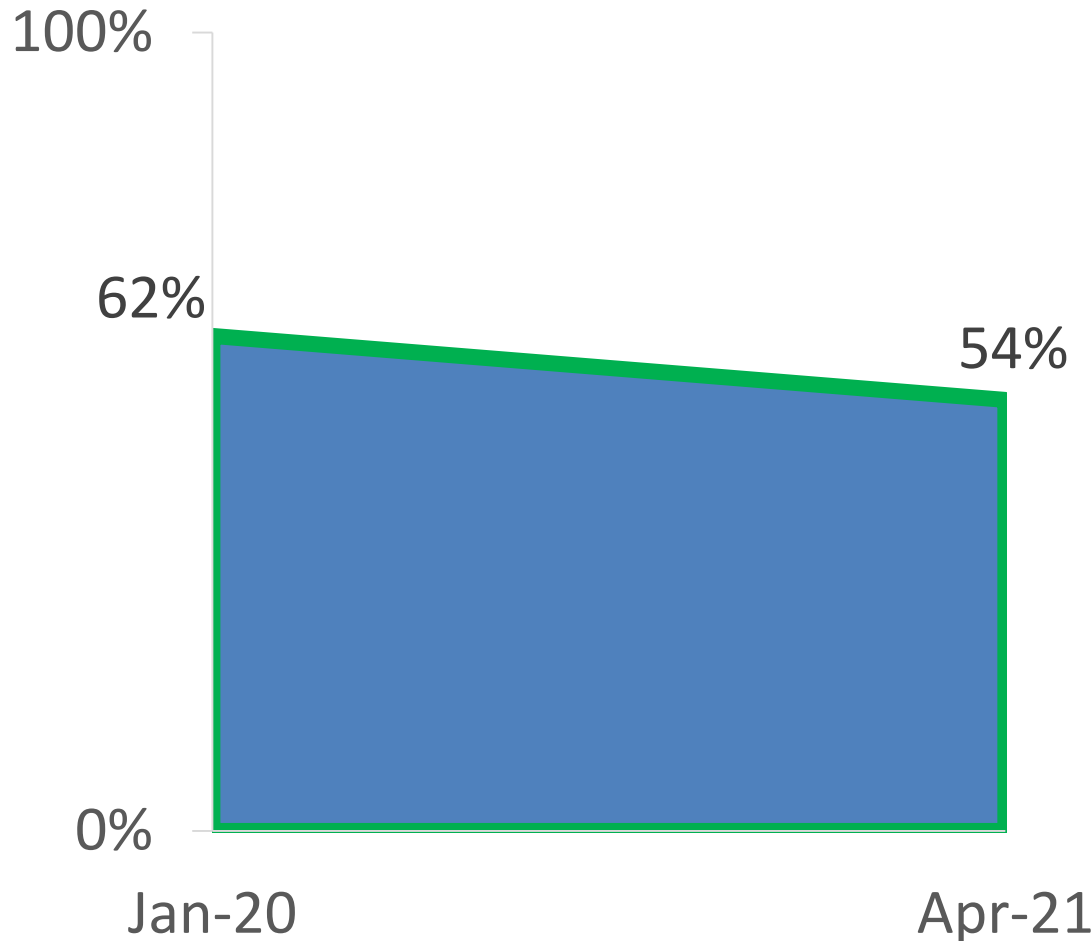
*Mental health intervention and prevention services for young children now prevents future needs in adolescence and adulthood.*

# Gap: Unmet Need for Child Mental Health and Disability Services



*High cost of living means families miss out on subsidized programs, creating an unmet need with incredibly high stakes, as brain development research shows the **critical role of early intervention** in these cases.*

Developmental screening rates for children 0-11 seen by CCHS, Jan '20 & April '21



**3,154**  
**Infants & Toddlers**  
with a diagnosed disability in Contra Costa County.

# Transformational Ideas: Children and Families

Proposed estimated allocation: \$10.5 M

- **Immediate support to families in need** to support the urgent gaps hard-working families face in meeting their basic needs.
- **Funding for childcare slots (36%)** bringing the field up to pre-pandemic numbers will help soften the current childcare crisis
- **Funding for early childhood mental health services (12%)** is needed to improve children's social-emotional development as a preventive strategy, and to begin to help treat and overcome the effects of traumatic stress
- **Supporting children with disabilities (15%)** through consultation and guidance to providers on strategies to modify their setting to be inclusive of all children





# Transformational Ideas: Service Providers

Proposed estimated allocation: \$5.9M



- **Network supports to connect providers with each other (2%)** and ensure families get properly referred and connected to services
- **Funding family partners and resource navigator roles (3%)** to help navigate this complicated systems and barriers that often emerge in the referral and linkage process due to a lack of resource navigation.
- **Early care and education supports for providers (30%)** through incentives for retention, to attract new providers, and help the county recover from this crisis.

# Transformational Ideas: Integrated Systems

Proposed estimated allocation: \$200K

- **Dedicated resources for a countywide, cross-sector leadership body for children (Children's Leadership Council)** to promote an integrated and coordinated system of care
- **Invest in a countywide annual Children's Well-being Index (2%)** to identify essential data points and indicators related to child, youth, and family wellbeing



# Transformational Ideas: Summary of Proposed Allocations

<b>Category</b>	<b>Allocation</b>
Children and Families	\$10,575,000
Service Providers	\$5,950,000
Integrated Systems	\$200,000
<b>Total</b>	<b>\$16,725,000</b>

# Profile of Success

A coordinated system of support ensures that **all children in Contra Costa County** benefit from:

- **High-quality early learning opportunities**
- **Secure housing and nutrition**
- **Inclusive resources to support their development**

**No matter where they live, the color of their skin, or their families' income.**



# Thank You

