

# Measure X: Enhancing Services to Older Adults and Adults with Disabilities



AGING & ADULT SERVICES BUREAU

CONTRA COSTA COUNTY EMPLOYMENT & HUMAN SERVICES DEPARTMENT

REPORT TO MEASURE X COMMUNITY ADVISORY BOARD | MAY 12, 2021

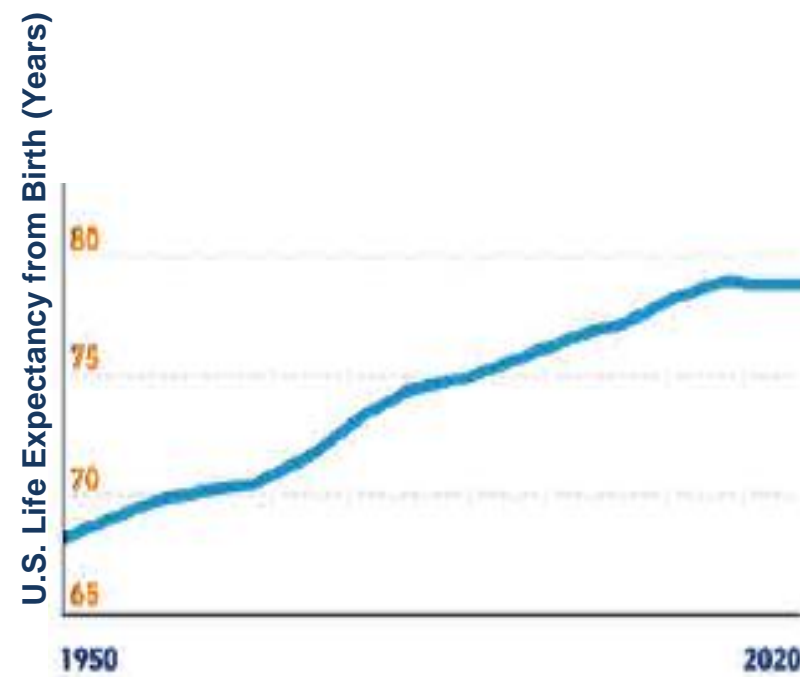


EHSD partners with the community to deliver quality services to ensure access to resources that support, protect, and empower individuals and families to achieve self-sufficiency.



# California Demographics on Aging

## Californians are living longer than ever before



At 81.9 years, California has the second highest average life expectancy in the nation.



## Number of Californians age 60+ by year

By 2030 adults 60 and over will make up 30% of California's population.

**2010**

6,136,048



**2030**

10,762,937



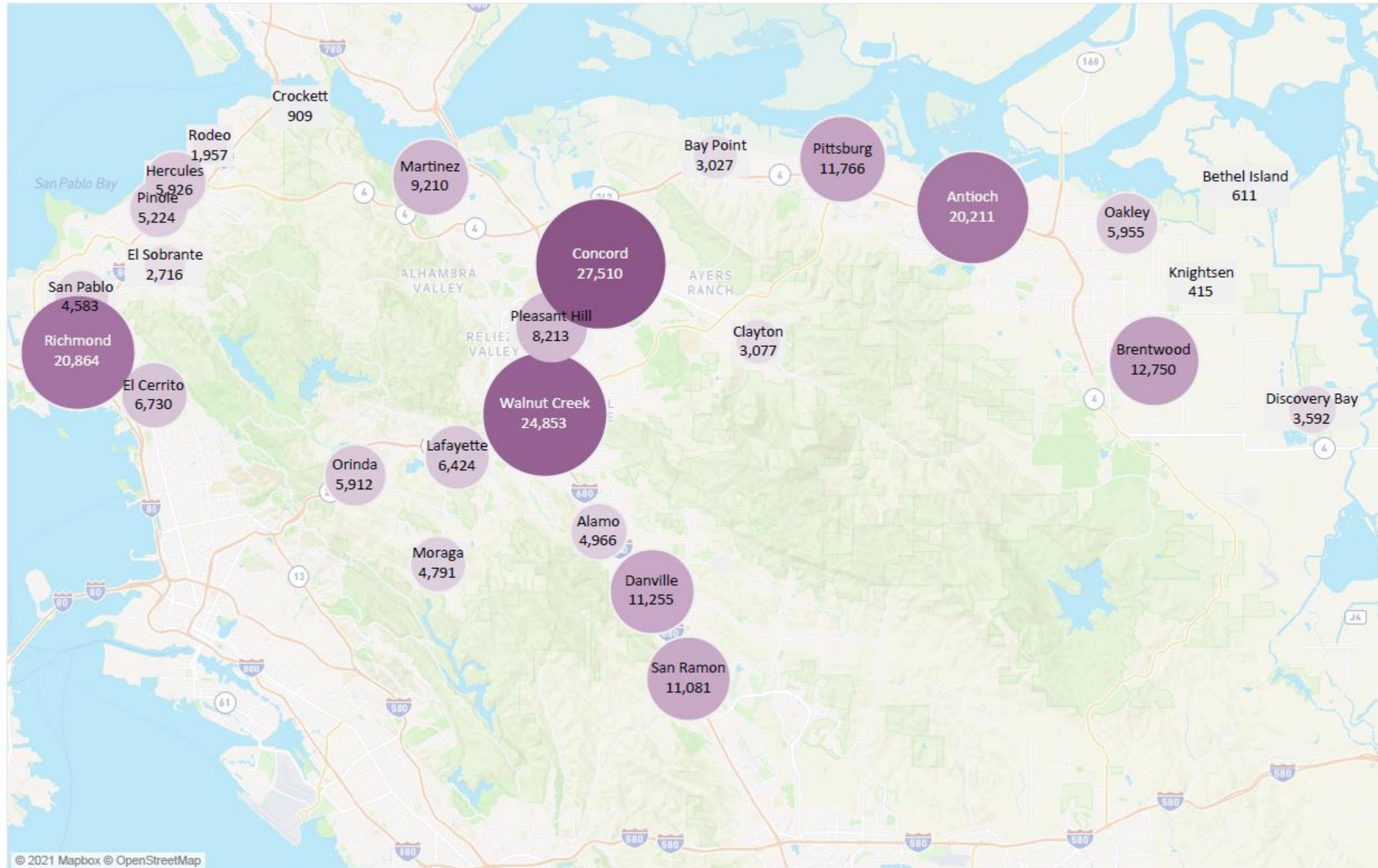
**2060**

13,640,002

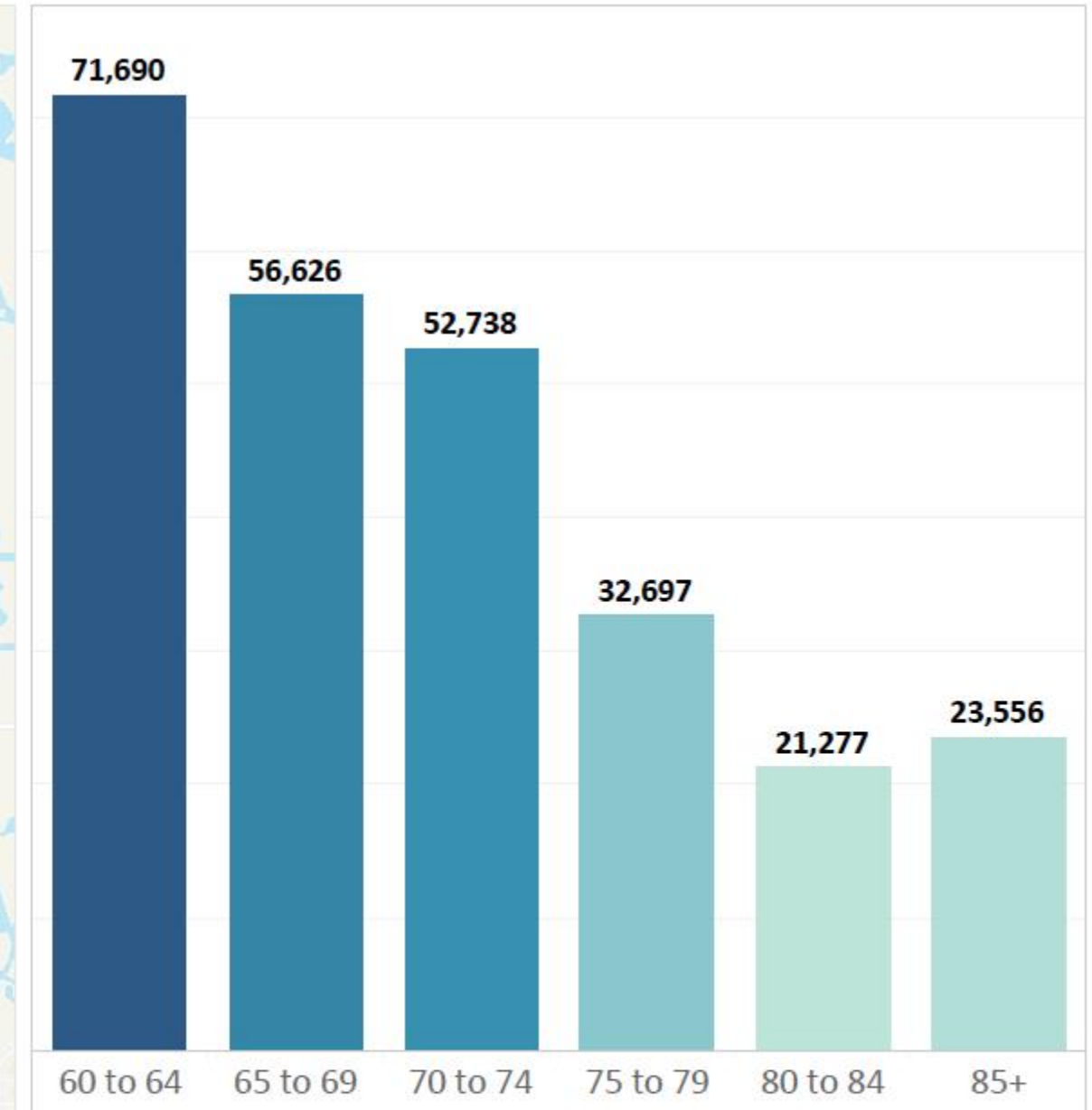


# Snapshot of Older Adult Demographics in Contra Costa County

Geographic Location of 60+ in Contra Costa County



Age Group Distribution



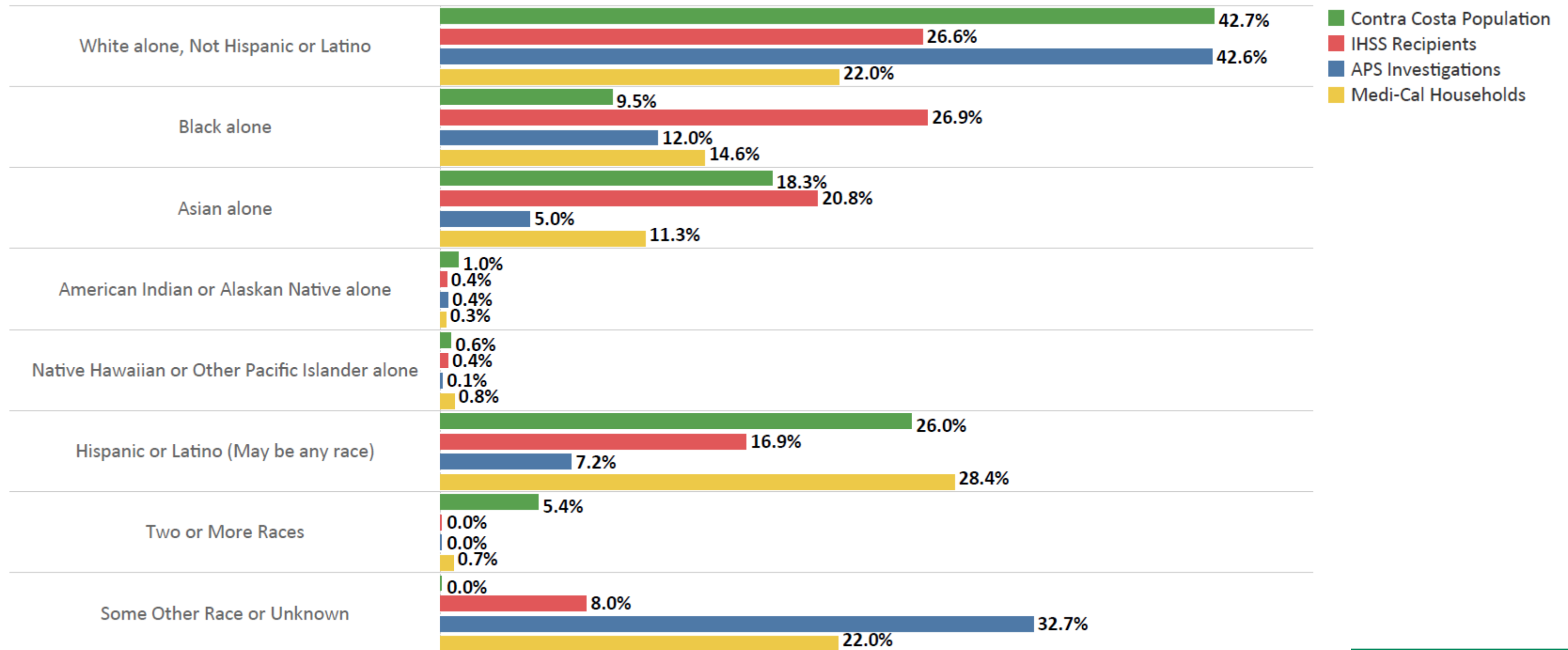
Longevity

Number of Contra Costa 60+ in 2017	<b>231,404</b>
Number of Contra Costa 60+ in 2033 (Projected)	<b>262,657</b>

Source for Contra Costa population data is the US Census 2019 ACS 5-Year Estimates.

# Client Demographics

Race / Ethnicity of IHSS Recipients, APS Investigations, and Medi-Cal Households vs. Contra Costa County Population



4,079 Adult Protective Services investigations in Contra Costa County between 07/12/2020 to 04/30/2021, 12,095 active IHSS recipients in Contra Costa County as of 03/2021, and 132,956 active Medi-Cal households as of 08/20/2020. *Note: 365 IHSS recipients in the "Asian or Pacific Islander" category are grouped together with "Asian alone".* Source for Contra Costa IHSS data is the CDSS IHSS Data Dashboard. Source for Contra Costa APS data is the Safe Measures database. Source for Contra Costa Medi-Cal data is CalWIN. Source for Contra Costa population data is the US Census 2019 ACS 1-Year Estimates.



**34,006**

Individuals served through Area Agency on Aging (AAA)



**708,745**

Meals served through Senior Nutrition Program



**6,139**

Individuals reached through HICAP (Health Insurance Counseling & Advocacy Program)



**18,800**

Information & Assistance calls received



**4,921**

APS reports of abuse last year



**808**

Active APS cases as of March 2021



**12,095**

Active IHSS recipients as of March 2021



**1,666**


Whole Person Care patients served last year



**485**

Number of active General Assistance / SSI Advocacy cases as of March 2021

# Emerging Themes & Trends



- Growing older adult population in County and across the state has impacts across all domains and presents a social service and health imperative.
- Older adults and adults with disabilities are particularly at risk of abuse and exploitation.
- The Master Plan on Aging offers a unique opportunity to formulate policy and programs that will have an impact for decades.

# Gaps

- Limited discretionary funding for older adult services creates gaps in basic services like case management and assisted transportation.
- Funding silos create barriers for services. Lessons learned from Whole Person Care, Home Safe, and Housing & Disability Advocacy Program can enhance & expand Aging safety net services.
- Isolation and ageism has profoundly negative impacts on older adults.





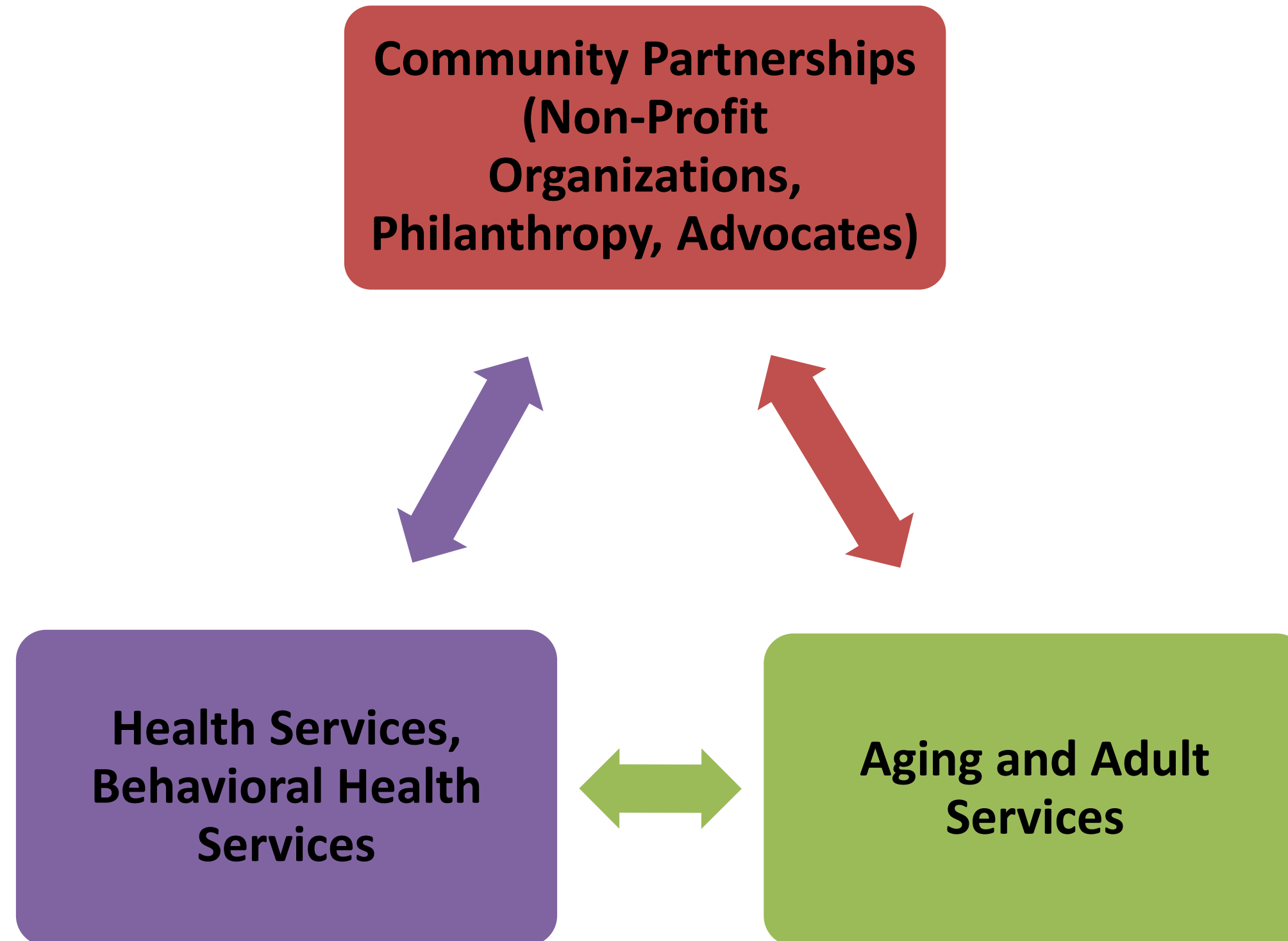
# Prevention



- Adopting an inclusive, age friendly approach to programming/services.
- Expanding home and community based care.
- Strengthening supports for housing for older adults and adults with disabilities.

# Intersections

*Strengthening the Safety Net for Seniors, Older Adults and Adults with Disabilities*



# Bold Transformational Ideas



**The Master Plan on Aging:** In partnership with CBO's, local leaders, and advocates, AAS must embrace and shepherd a county wide adoption of Healthy Aging.



**Protection from Abuse and Neglect:** Increase tangible services funding to assist victims of neglect or abuse and improve coordination with medical and behavioral health services.



Move forward with the formation of an **Aging Disability Resource Connection**, which provides streamlined connections for older adults and adults with disabilities.



**Pilot a flexible fund for Aging Services** in order to meet emerging needs, like Case Management and Transportation/Assisted Transportation.

# Profiles of Success

- Older adults and people with disabilities know where to call and are offered a seamless connection to information & services.
- Victims of abuse and neglect are offered both immediate assistance and community support.
- Our partner CBO's can respond quickly to emerging needs.



# Thank You



*Building Brighter Futures Together...*

