

Children's Leadership Council of Contra Costa County

Kick-off Meeting

March 27, 2019

Hosted by





Welcome



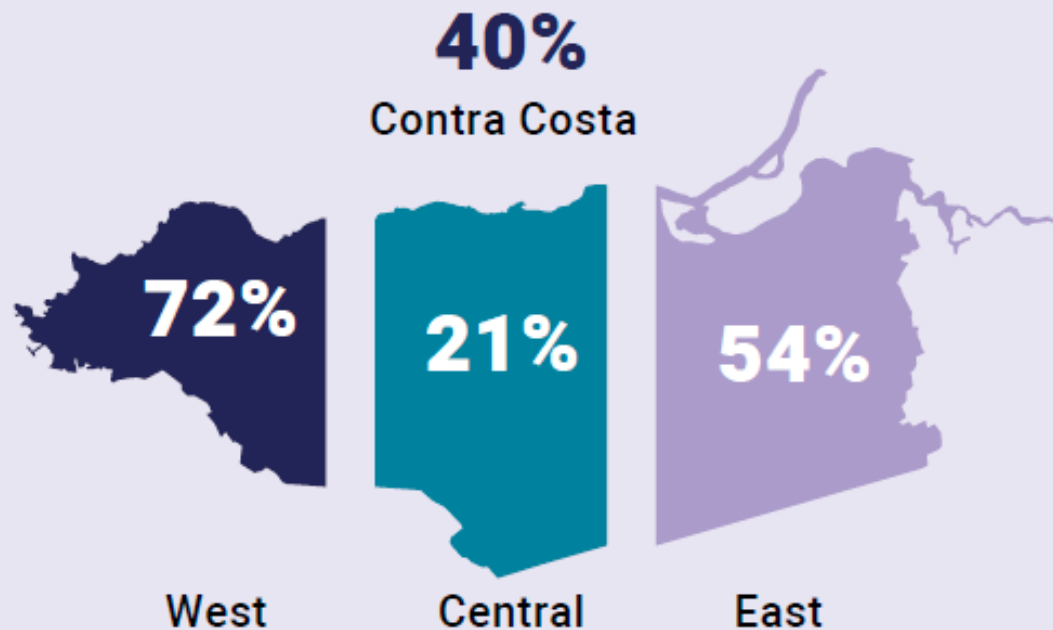
Children's Leadership Council of Contra Costa County

Close Opportunity & Outcome Gaps

Child poverty varies widely across the county.⁴

Low-income students

Students who are eligible for free & reduced-price meals, with family annual income under \$46,500.⁵



Promote Healthy Life Trajectories

LifeCourse Framework



Increase Protective Factors



Parental Resilience



Social Connections



Knowledge of Parenting & Child Development

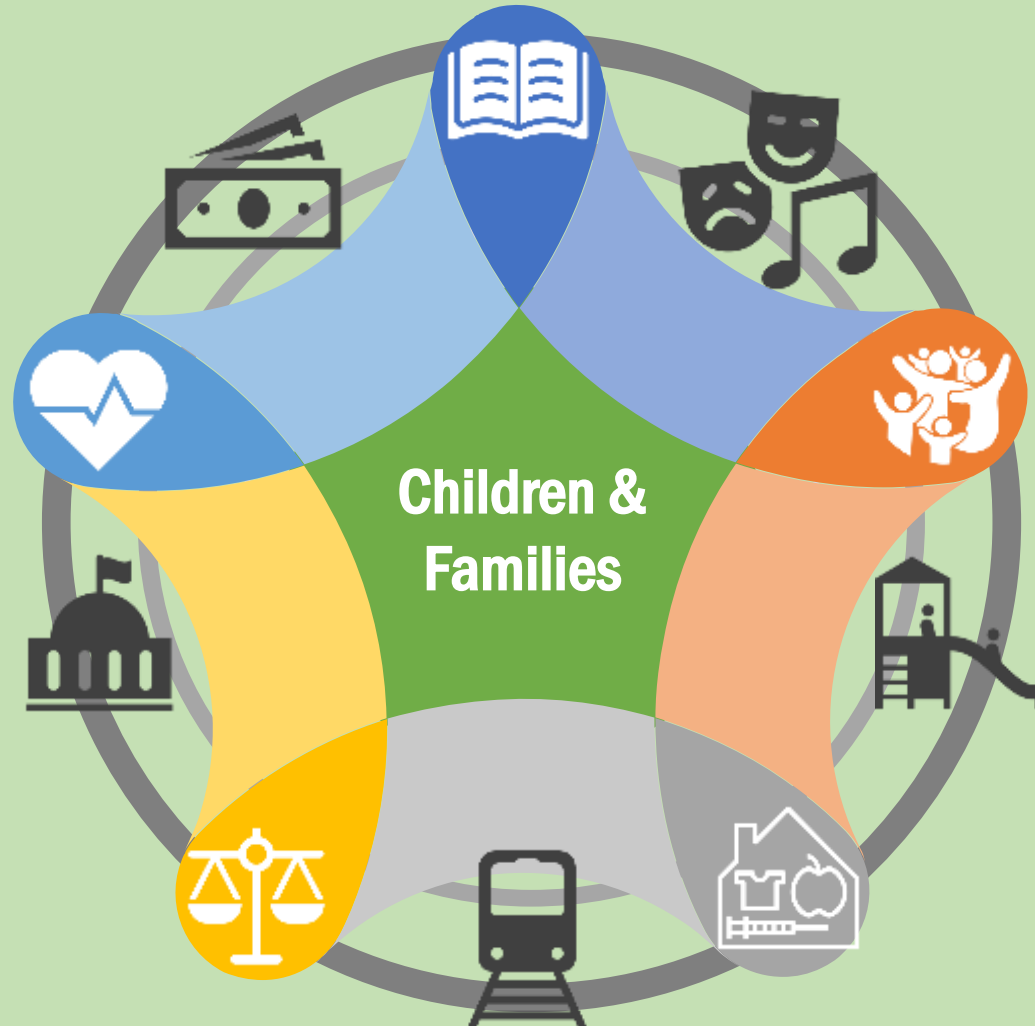


Concrete Support in Times of Need

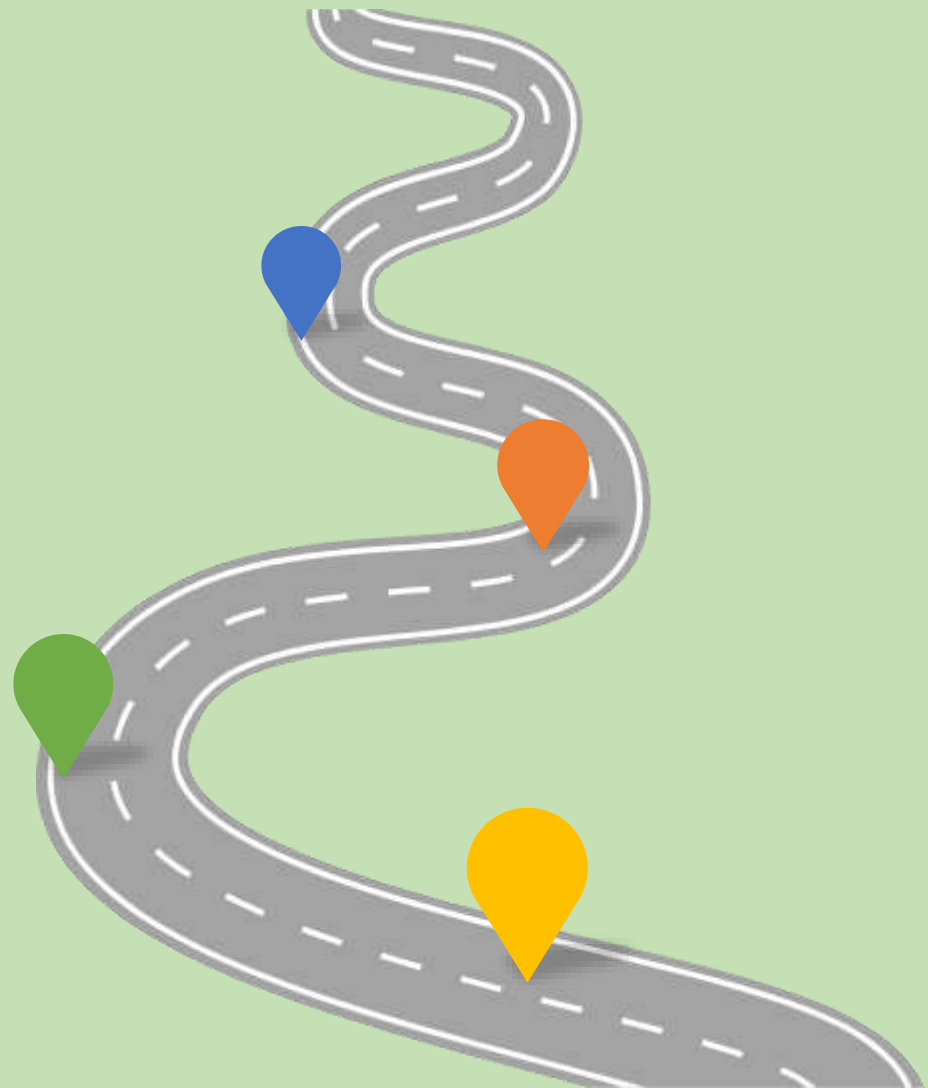


Social & Emotional Competence of Children

Broaden our Connections



Building Our Roadmap Together



CLC Planning Process & Timeline

MARCH

- Purpose, process
- Status of child & family well-being
- Shared vision

JUNE

- Shared values
- Asset mapping
- Gap analysis
- CLC priorities

AUGUST

- Community & regional impacts
- CLC strategies
- CLC actions
- Metrics

OCTOBER

- CLC action plan
- Next steps to share and implement

Leadership Team: plan & prepare in-between meetings

Today's Agenda

- Welcome & Seeing the Big Picture
- A Portrait of Child & Family Well-being
 - *Centering Our Work Around Community Voices*
 - *The Contra Costa County Opportunity Gap*
 - *“Moving the Needle” in a Community*
- Break
- Our Vision for Children & Families
- Next Steps & Closing

Group Agreements

- 1. Seek first to understand**
- 2. Share what you know**
- 3. Create space for different opinions, ideas, and experiences**
- 4. Challenge yourself and others to think beyond what currently exists (or how things have always been done)**
- 5. Trust and follow the process**

Warm-Up: Life Imitates Art



- Your name
- The organization or group you're representing



- Draw a happy face
- Everyone must hold a string
- Only hold onto the 6" of string closest to you

Debrief: Life Imitates Art





**A Portrait of Child & Family Well-being
in Contra Costa**

A close-up photograph of two Black women laughing joyfully outdoors. The woman on the left has a large, voluminous afro and is wearing a yellow top and a blue denim bag. The woman on the right is wearing sunglasses and large gold hoop earrings. The background is a soft-focus green, suggesting a park or wooded area.

Centering Our Work Around Community Voices

Johneshia Mullins & Devorah Levine



The Contra Costa County Opportunity Gap

Melissa Stafford Jones & Kelly Hardy

#CloseTheGapCCC

Too many kids are entering school with tooth decay, especially in West and East county.

Percent of kindergarteners with reported tooth decay.⁷

18% Contra Costa

25% West

13% Central

25% East

#CloseTheGapCCC

Average number of
Children's ER Visits for
Asthma, 2009-16⁸

82 Contra Costa

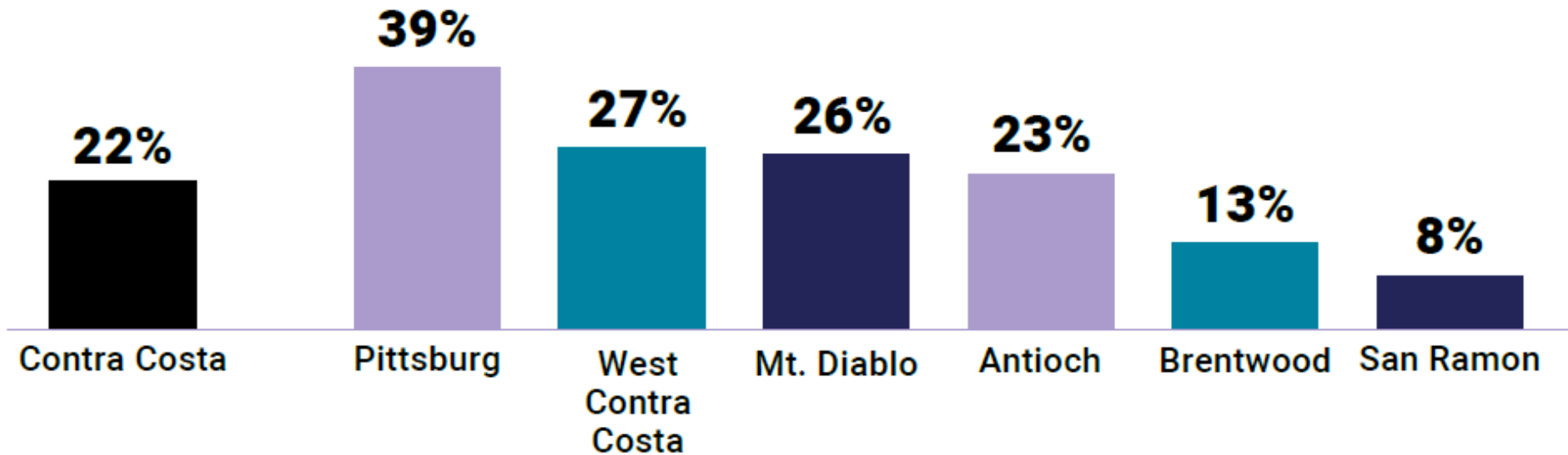
126 West

49 Central

107 East

#CloseTheGapCCC

Percent of children *not* ready to start school.¹⁰



#CloseTheGapCCC

The percent of 3rd-graders reading **below** grade level reflects large regional disparities.¹¹

29% Contra Costa

46% West

21% Central

35% East

#CloseTheGapCCC

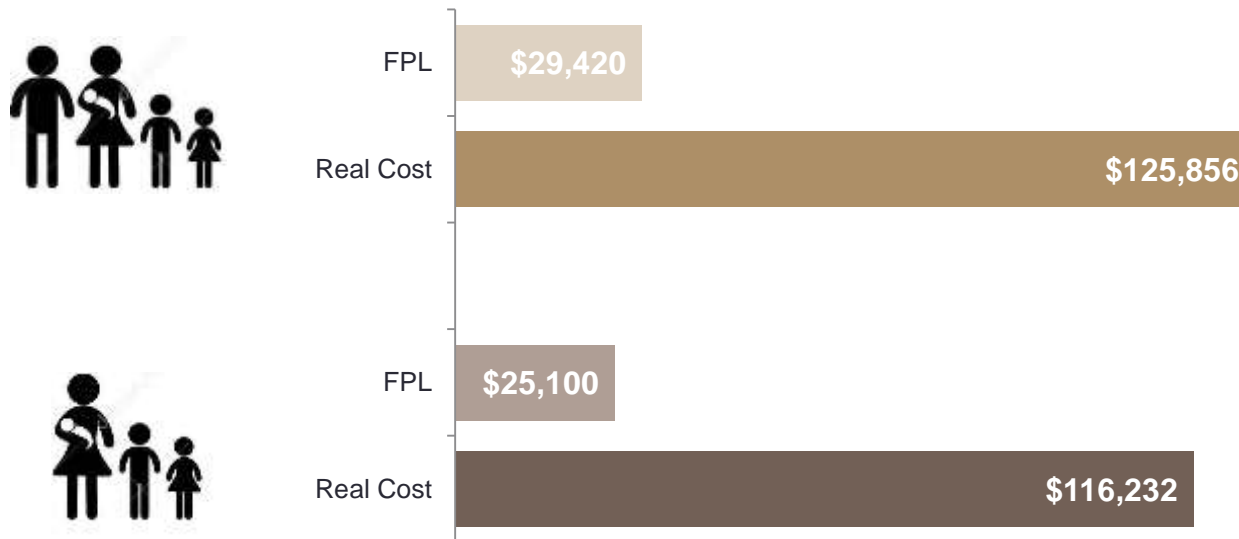
Economically disadvantaged 3rd-graders are **3x** more likely than non-disadvantaged 3rd-graders to read below grade level.

Racial disparities are enormous. Black (49%), Latino (43%), & Pacific Islander (38%) 3rd-graders are **2-3x more likely** to read below grade level than their White (16%) peers across the county.



**“Moving the Needle” in Our
Community**
Daniel Peddycord

Federal Poverty Level vs Real Costs in Contra Costa County



2018 Poverty Guidelines, Federal Register, U.S. Department of Health and Human Services under the authority of 42 U.S.C. 9902(2)

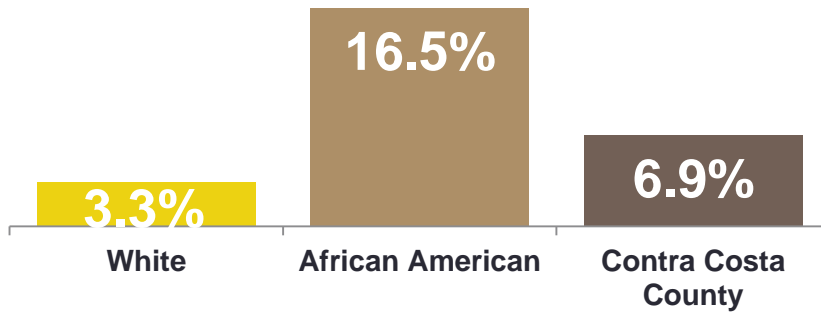
(5 person and 4 person family size, respectively)

Struggling to Stay Afloat: The Real Cost Measure in California 2018 by United Ways of California in partnership with B3 Consults

(2 Adults ,children age 0, 3, 8 and 1 adult, children age 0, 3, 8, respectively)

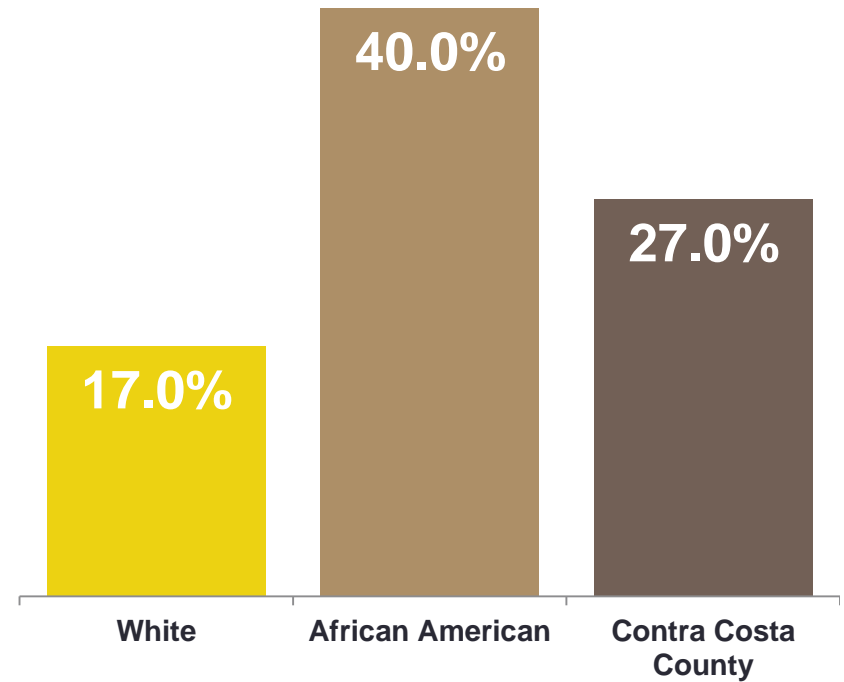
Contra Costa County Poverty by Race

Families in Federal Poverty by Race of House Holder 2013-2017



American Community Survey 5 year estimates 2013-2017 (S1702), US Census Bureau

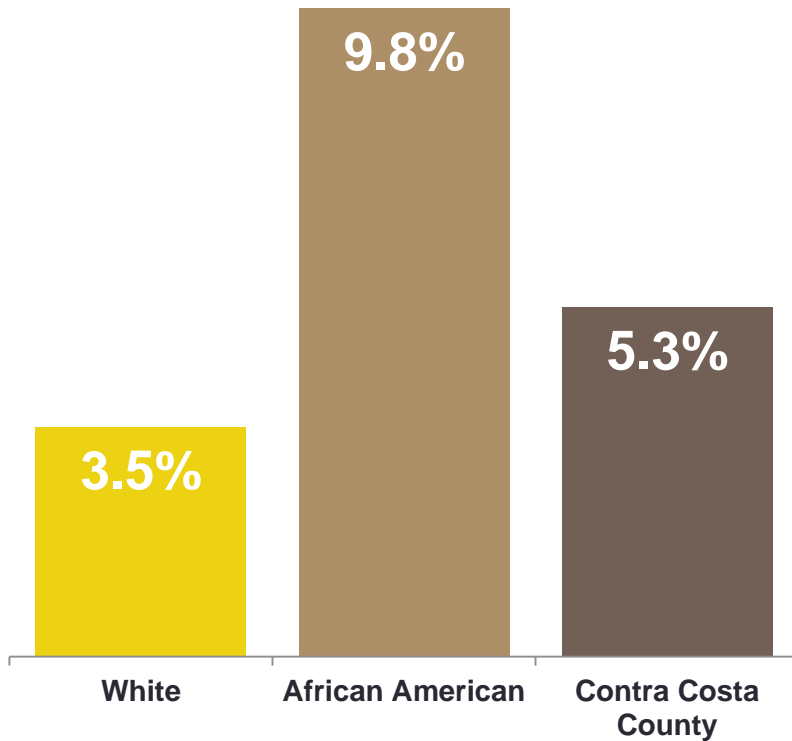
Households Below Real Cost Measure by Race



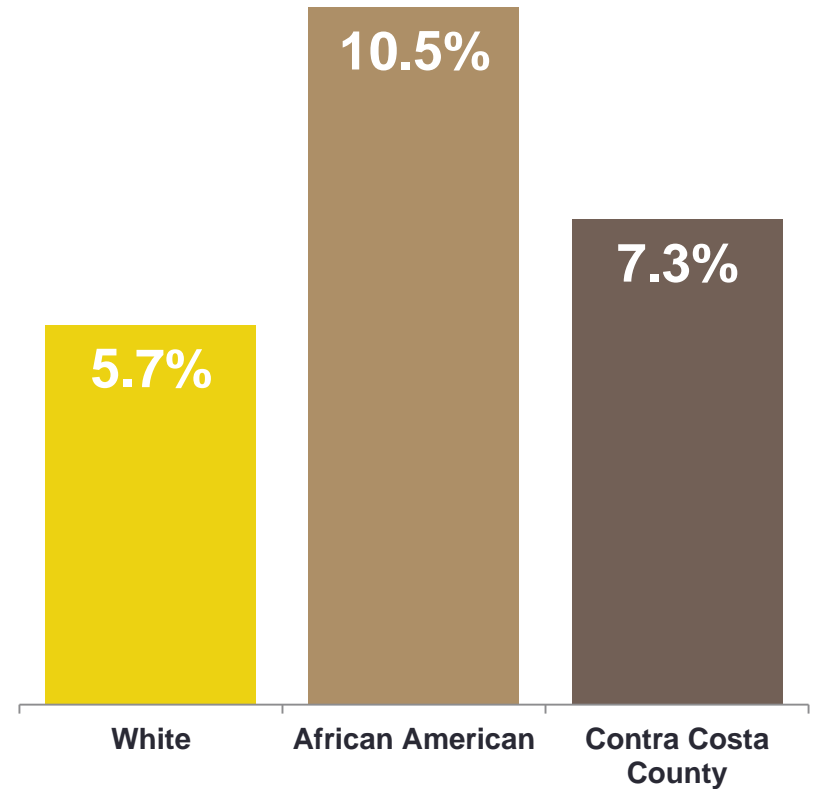
Struggling to Stay Afloat: The Real Cost Measure in California 2018 by United Ways of California in partnership with B3 Consults

Birth Outcomes Contra Costa County

Low Birth Weight by Race
2015-2017 Singleton Births

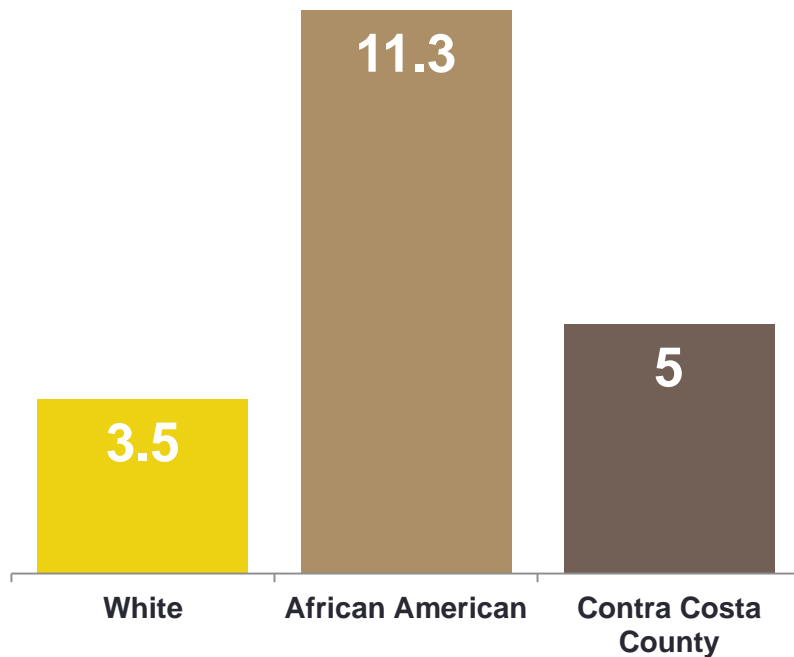


Preterm Births by Race
2015-2017 Singleton Births

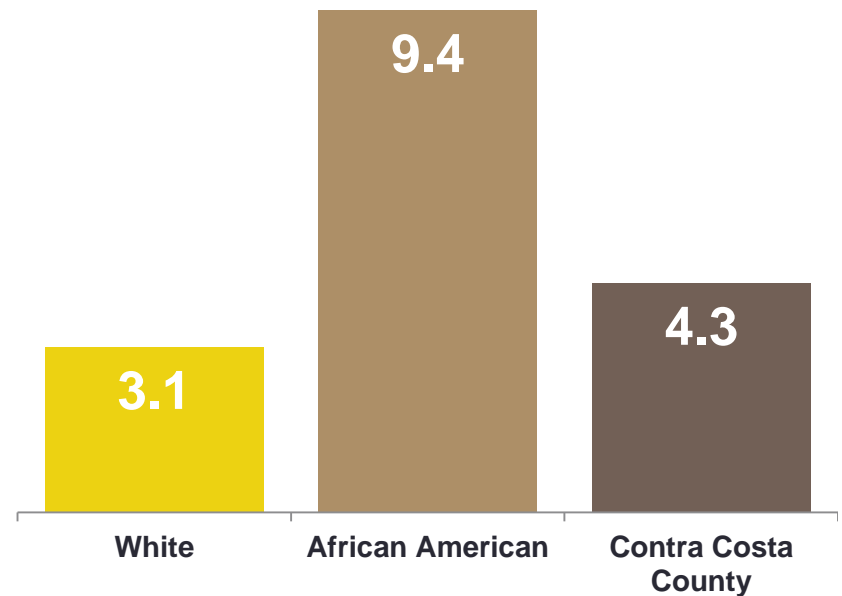


Fetal and Infant Loss Contra Costa County

Fetal Death by Race 2012-2016

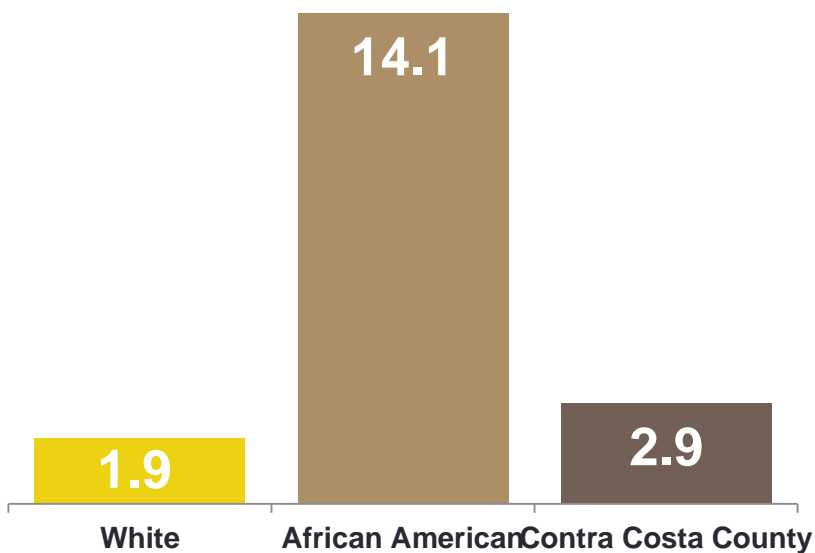


Infant Death by Race 2011-2015

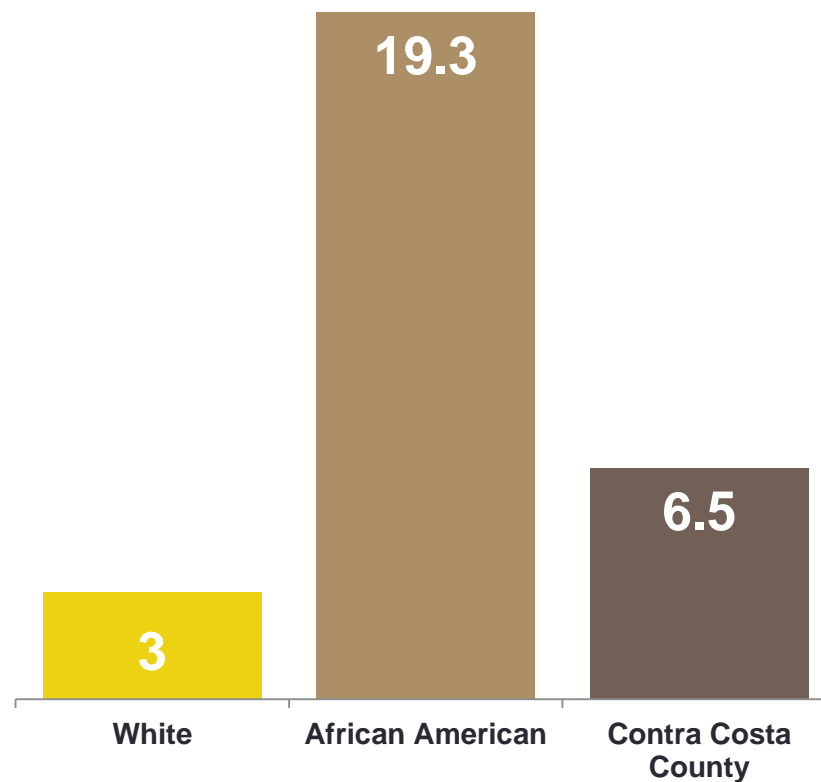


Maternal Hardship Contra Costa County

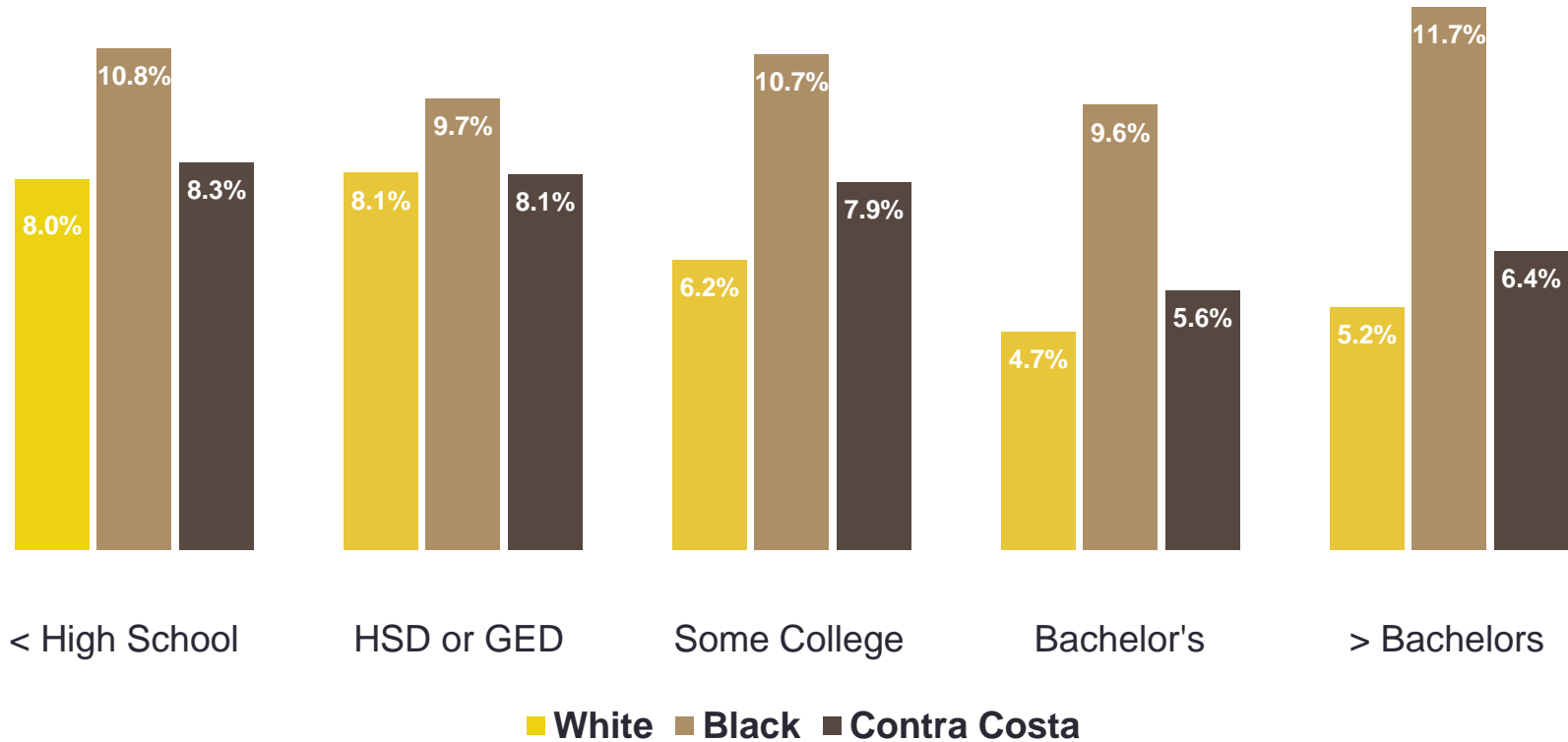
Homeless or Did Not Have a Regular Place to Sleep
2013-2015



Moved Due to Problems Paying Rent or
Mortgage
2013-2015



Preterm Births by Education and Race 2015-2017



Questions & Reflections





**Our Vision
for Children & Families**

Building Resilience



Nadine Burke Harris
Founder & CEO,
Center for Youth Wellness in San Francisco

Vision Exercise

- We envision a community where **every child** in Contra Costa...
- To achieve this vision, we must take these **bold steps**...
- And stay true to these **values and beliefs**...



Share Your Vision

1 minute per table

What common threads did you notice?

What gives you hope?



Next Steps

MARCH

- Purpose, process
- Status of child & family well-being
- Shared vision

JUNE

- **Shared values**
- **Asset mapping**
- **Gap analysis**
- **CLC priorities**

AUGUST

- **Community & regional impacts**
- **CLC strategies**
- **CLC actions**
- **Metrics**

OCTOBER

- **CLC action plan**
- **Next steps to share and implement**

Leadership Team: plan & prepare in-between meetings



A Call to Action

Stay Connected

**Visit the Employment & Human Services
Department's web site for more information and
today's materials:**

<https://ehsd.org/overview/clc>



Closing Thoughts & Meeting Evaluation